


# HYUNDAI SOLAR MODULE

## UF SERIES

M3+  
Shingled  
Technology

HiE-S400UF HiE-S395UF HiE-S390UF  
HiE-S385UF



Shingled  
Technology



For Utility-Scale  
Applications



More Power  
Generation  
In Low Light



M3+ PERC Shingled

M3+ PERC Shingled Technology provides ultra-high efficiency with better performance in low irradiation. Maximizes installation capacity in limited space.



Anti-LID / PID

Both LID(Light Induced Degradation) and PID(Potential Induced Degradation) are strictly eliminated to ensure higher actual yield during lifetime.



Mechanical Strength

Tempered glass and reinforced frame design withstand rigorous weather conditions such as heavy snow and strong wind.



Reliable Warranty

Global brand with powerful financial strength provide reliable 25-year warranty. (Australia and Europe Only)



Corrosion Resistant

Various tests under harsh environmental conditions such as ammonia and salt-mist passed.



UL / VDE Test Labs

Hyundai's R&D center is an accredited test laboratory of both UL and VDE.

## Hyundai's Warranty Provisions



- 25-Year Product Warranty
- On materials and workmanship
- Australia and Europe Only**



- 25-Year Performance Warranty
- Initial year: 98.0%
- Linear warranty after second year: with 0.55%p annual degradation, 84.8% is guaranteed up to 25 years

## About Hyundai Energy Solutions

Established in 1972, Hyundai Heavy Industries Group is one of the most trusted names in the heavy industries sector and is a Fortune 500 company. As a global leader and innovator, Hyundai Heavy Industries is committed to building a future growth engine by developing and investing heavily in the field of renewable energy.

As a core energy business entity of HHI, Hyundai Energy Solutions has strong pride in providing high-quality PV products to more than 3,000 customers worldwide.

## Certification



## Electrical Characteristics

		Mono-Crystalline Module (HIE-S___UF)			
		400	395	390	385
Maximum Rating Power(Pm)	W	400	395	390	385
Open Circuit Voltage(Voc)	V	49.5	49.4	49.3	49.3
Short Circuit Current(Isc)	A	10.12	10.07	10.03	9.98
Maximum Power Voltage(Vmp)	V	41	40.9	40.8	40.8
Maximum Power Current(Imp)	A	9.76	9.66	9.56	9.44
Module Efficiency	%	21.3	21.1	20.8	20.5
Maximum System Voltage	V	DC 1,500			
Temperature Coefficient of Pmax	%/°C	-0.340			
Temperature Coefficient of Voc	%/°C	-0.270			
Temperature Coefficient of Isc	%/°C	+0.040			

\*All data at STC (Standard Test Conditions). Above data may be changed without prior notice.

## Mechanical Characteristics

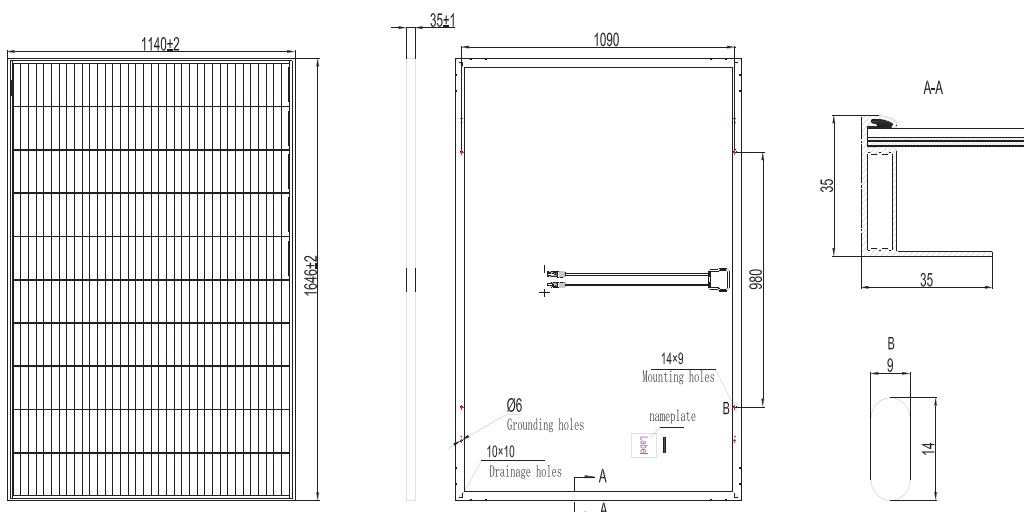
Dimensions	1646×1140×35 mm (L×W×H)	Weight	20.5kg
Back Sheet	High weatherability backsheet	Encapsulation	EVA
Cells	158.75x158.75 PERC solar cells		
Cable	Length 1500mm, 1×4mm <sup>2</sup>		
Junction Box	Rated current:15A, IP67, TUV&UL		
Frame	Anodized aluminum profile		
Front Glass	White toughened safety glass, 3.2mm		
Connector	Zhejiang Renhe Photovoltaic Technology Co., Ltd./05-8 Staubli Electrical Connectors AG/ PV-KST4-EVO 2/xy_UR(male); PV-KBT4-EVO 2xy_UR(female)		

## Installation Safety Guide

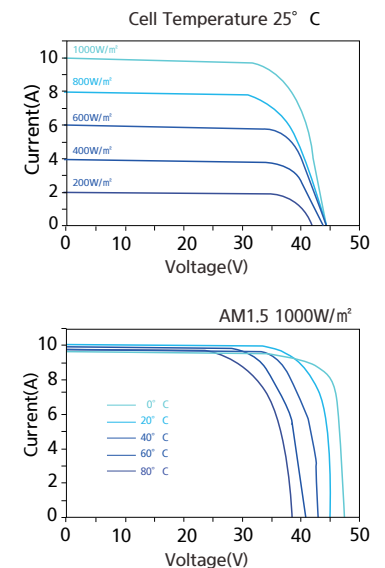
- Only qualified personnel should install or perform maintenance.
- Be aware of dangerous high DC voltage.
- Do not damage or scratch the rear surface of the module.
- Do not handle or install modules when they are wet.

Nominal Module Operating Temperature (NMOT)	42.3°C ( ±2°C )
Temperature Range	-40° C to +85° C
Maximum System Voltage	1500V DC(IEC)
Series Fuse Rating	20A
Maximum Surface Load Capacity	5400Pa

## Module Diagram (unit : mm)



## I-V Curves



Manufactured in China

**HYUNDAI**  
ENERGY SOLUTIONS



Sales & Marketing  
sales@hyundai-es.co.kr

Printed Date : 08/2021